



Lestonnac Free Clinic

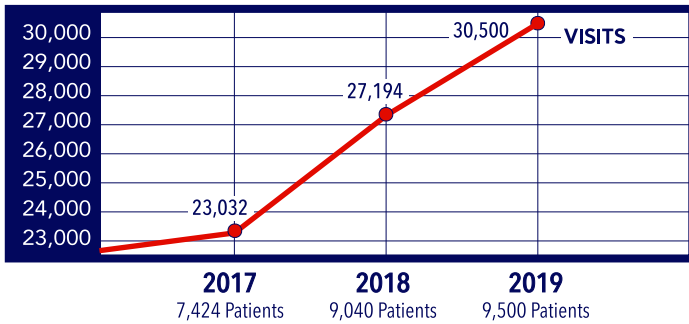


SERVING THE COUNTIES OF

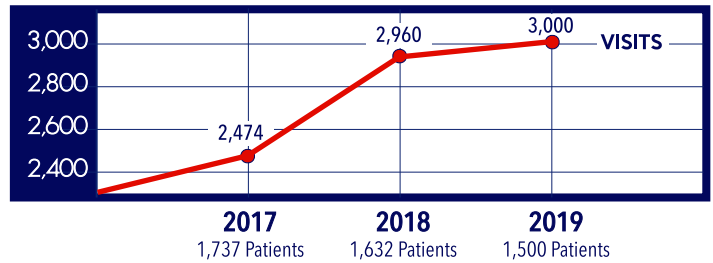
ORANGE • LOS ANGELES • RIVERSIDE • SAN BERNARDINO

MEDICAL AND DENTAL PATIENTS & PATIENT VISITS 2017 TO 2019

MEDICAL

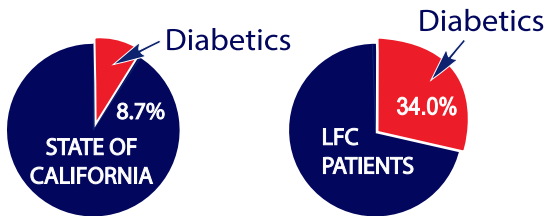


DENTAL



OUR PATIENTS

PERCENTAGE OF DIABETICS STATE OF CALIFORNIA VS. LESTONNAC FREE CLINIC



HOUSEHOLD INCOME



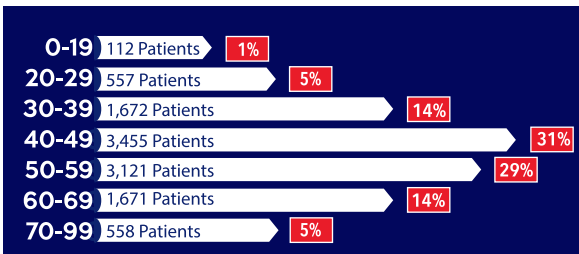
69% Earn less than \$25,000 per year

GENDER



MALES 33%
FEMALES 67%

AGE BREAKDOWN



2019 TOP SERVICES

DENTAL



3,000 Patient Visits

VISION SERVICES



1,792 Patient Visits

DIAGNOSTIC IMAGING



1,615 Patient Visits

ACUPUNCTURE & CHIROPRACTIC



1,602 Patient Visits

HEMATOLOGY/ONCOLOGY



617 Patient Visits

CARDIOLOGY



425 Patient Visits

NEUROLOGY



380 Patient Visits

OUR SUPPORTERS

VOLUNTEER PROVIDERS



425

CORPORATE AND FAMILY FOUNDATIONS



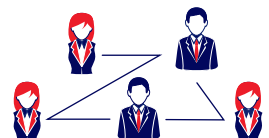
26

INDIVIDUAL DONORS



499

COMMUNITY PARTNERS



162